



Russwood recommended colours


Solid (Opaque) Factory coated colours


RAL 9005 {Jet Black} 

RAL 7021 {Black Grey} 

RAL 7016 {Anthracite Grey} 


RAL 7012 {Basalt Grey} 


RAL 7043 {Traffic Grey B} 

RAL 7032 {Pebble Grey} 


Translucent Factory coated colours

Light Oak/Cypruss { Light Oak/Clear} 

FI044 {Mid Oak} 

FI036 {Dark Oak} 

Burford {Mid Grey} 

Minchin {Dark Grey} 

FI046 {Ebony} 

Note:

The colours depicted above must be used as an indication only (especially the translucent colours) as final colours can vary slightly depending on such things as PC screens, printouts, natural & varying colouring of differing species, lighting & location etc.